



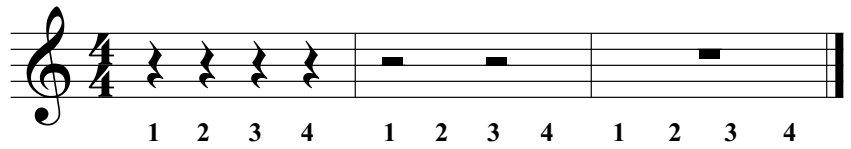
# Rests

Rests are used in music to indicate silence.

A **quarter rest** (  ) = 1 beat

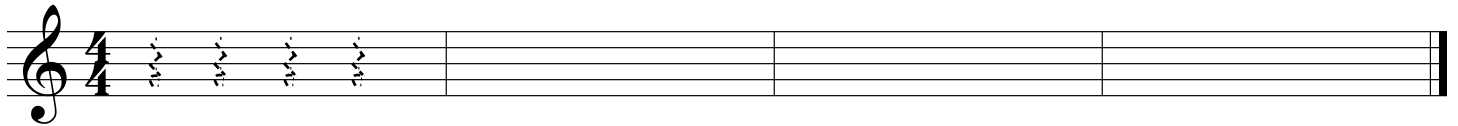
A **half rest** (  ) = 2 beats

A **whole rest** (  ) = 4 beats



1. Practice drawing quarter rests by tracing over the outlines.


Draw four quarter rests in each blank measure.



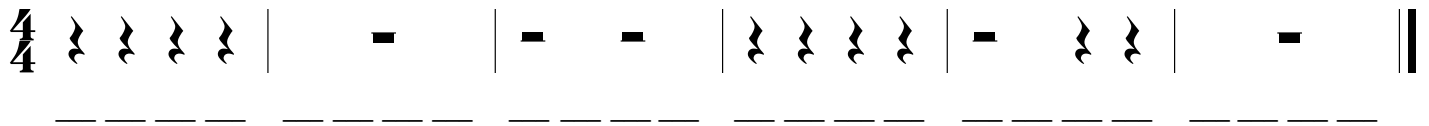
2. Draw two half rests in each blank measure.



3. Draw one whole rest in each blank measure.



4. Write the count below the rests.



5. Write the count below the notes and rests, then clap and count the rhythm out loud.



6. Write the count below the notes and rests, then add the missing bar lines.



# Notes and Rests

Complete these exercises.

Make sure each measure contains four beats.

A **quarter note** (♩) = 1 beat    A **quarter rest** (♪) = 1 beat

A **half note** (♮) = 2 beats    A **half rest** (▬) = 2 beats

A **whole note** (♩) = 4 beats    A **whole rest** (▬) = 4 beats

1. Each measure in the next two exercises is missing one rest.

Complete each measure by adding the appropriate rest.

A

B

2. This song is missing bar lines. Fill in the missing barlines

3. Some of the measures in this song are missing a rest. Complete each measure by adding the appropriate rest.

Remember, some measures are complete.

4. Fill in the missing rests. Some measures are missing more than one rest.